

Motor Driven Reel Technology

MAG DRIVE





History

In 1974, the Conductic Division of the DELACHAUX group revolutionized cable / hose motor driven reel technology by registering the original patents for :

- **A Modular Assembly System**
enabling the construction of a wide variety of motor driven reels using limited number of components.
- **A Magnetic Coupler Drive**
composed of permanent magnets.

This technology is being continuously improved to meet the requirements of users.

Relying on more than a century of experience in the field of electrification systems for all kinds of mobile equipment, the DELACHAUX Group has become, **under the Conductix-Wampfler trademark**, an essential supplier to the global material handling industrial.



table of contents

Modular Assembly System	4
Magnetic Coupler Drive	6
Kinematic Chain	8
Spools & Drums	9
Rotary Junctions	10
Accessories	11

Applications Areas

Ports & Marine	12
Metals & Metallurgy	14
Mines & Tunneling	16
Environment & Services	18
Industries & Automation	19

Modular Assembly System

mag drive

technology features

Modular and compact design: limited number of spare parts and reduced maintenance procedures.

Reliable magnetic couplers: simple component without contact (no wear, no lubrication required).

Highly efficient components and low starting inertia.

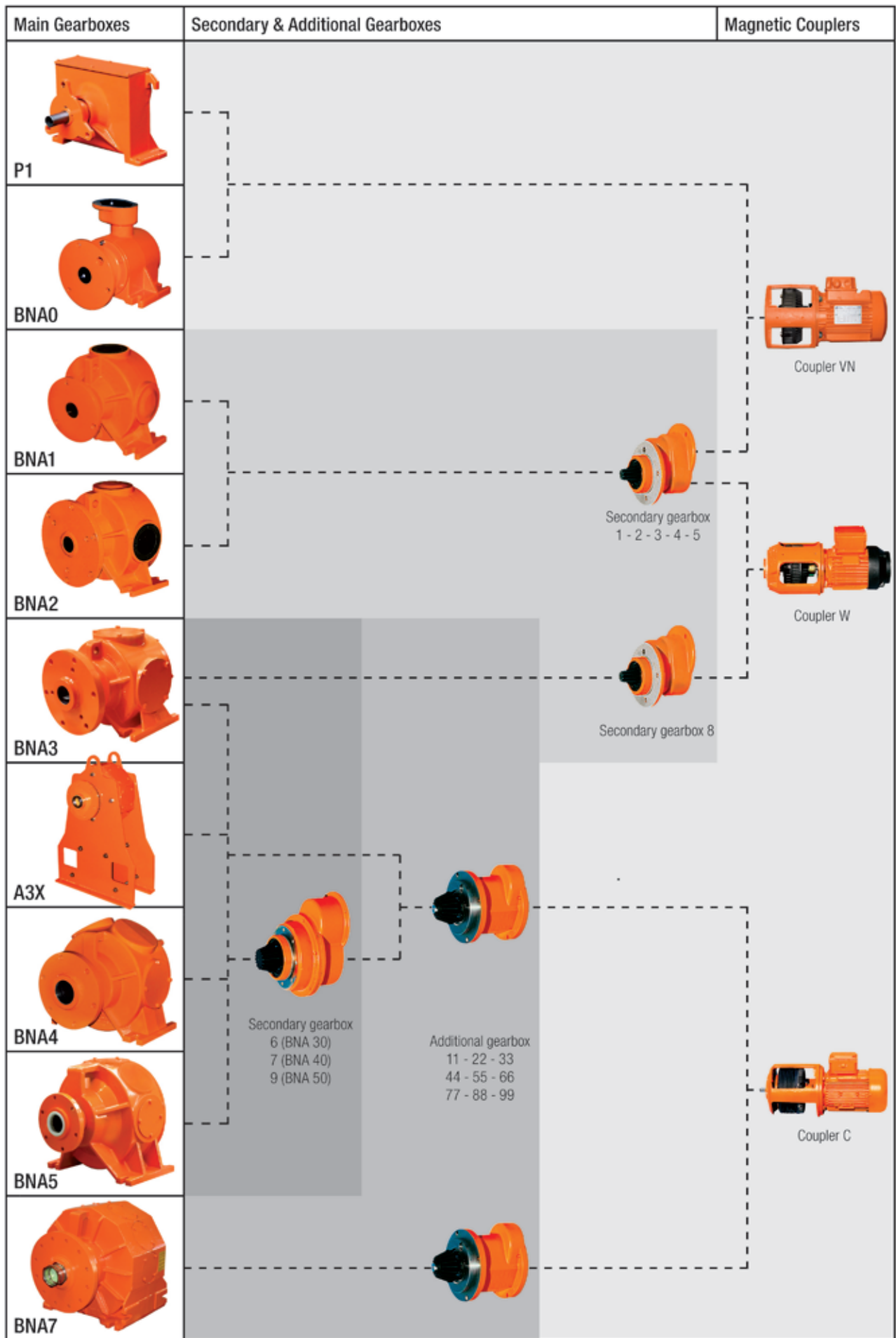
Magnetic coupler acts as a torque limiter that protects the cable and the related equipment, and increases safety for nearby personnel.

Uses standard off-the-shelf electrical motors.



The motor driven reels of the MAG DRIVE range are assembled from the following modular components:

1. Electrical motors.
2. Magnetic couplers (three sizes).
3. Main gearboxes (nine sizes).
4. Secondary gearboxes (nine sizes).
5. Additional gearboxes (nine sizes).
6. Slip rings (power, control, mixed power/control, fiber optic transmitter) and rotary joints (for water, air or other fluids).
7. The spools (five types, extended range of dimensions and options).

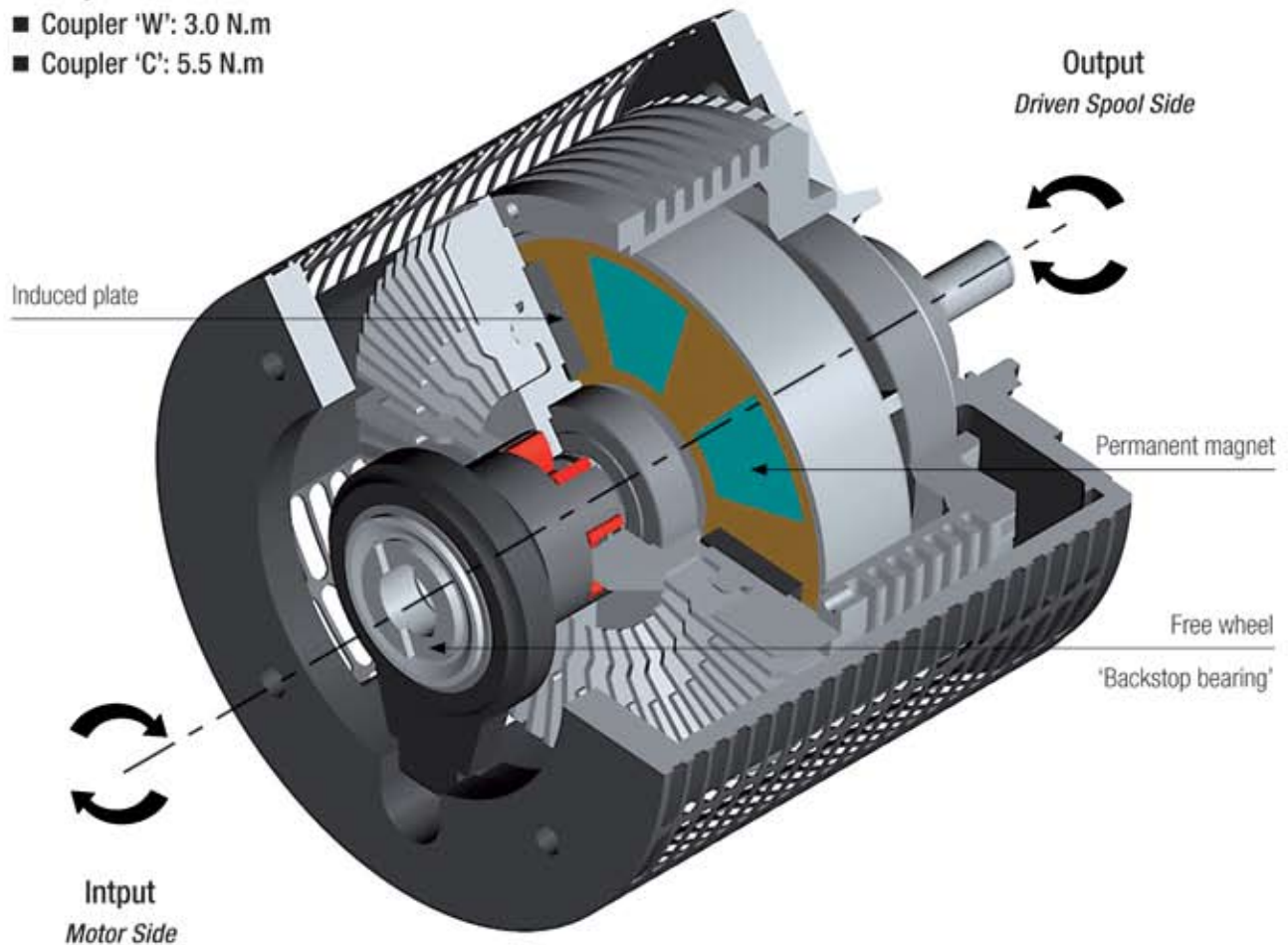


Magnetic Coupler Drive



Conductix-Wampfler offers 3 types of magnetic coupler with 3 different maximum torque rates:

- Coupler 'Vn': 1.8 N.m
- Coupler 'W': 3.0 N.m
- Coupler 'C': 5.5 N.m



advantages

of the magnetic coupler drive

High efficiency and low energy consumption.

Smooth constant torque to ensure maximum cable life.

No contact: no friction, no lubrication required.

No loss of cable tension during power failures.

Low inertia even when acceleration is high.

Environment and Operating Considerations

- The magnetic coupler is a completely sealed component (IP 66).
- Suitable for sea coast conditions and exposure to sea waves.
- Suitable for hazardous environments (spark free).
- Will handle ambient temperatures from -40°C up to +70°C according to the configuration ordered.
- Operates in any position.

Assembly

Each magnetic coupler is assembled from the following parts :

- The induced plate (on the left) consists of a hardened magnetic ring attached to a support housing with cooling fins. The magnet has a flat torque curve.
- The permanent magnet (on the right) contains eight blocks of Ticonal magnets of alternate polarity.



The permanent magnet magnetizes the induced plate, thus generating a ring of alternating polarity and the magnetic forces required to transmit the torque.

Operating Principle

■ Winding of cable

As the cable (or hose) is being wound, the induced plate rotates at the speed of the electric motor. The permanent magnet is then driven by the magnetic forces and the spool will wind the cable at a rate that matches the speed of the mobile machine.

■ Unwinding of cable

The induced plate always turns in the winding direction at the output speed of the electric motor. The permanent magnet which is connected to the spool shaft rotates in the opposite direction.

The electric motor always turns in the same direction irrespective of the spool rotation.

■ Power off

When the equipment is switched off, the rotation of the induced plate is stopped using a backstop bearing. The magnetic field of the permanent magnet generates torque, which prevents the cable from unwinding.

However, it is always possible to unwind the cable by applying a pull action stronger than the magnetic coupler torque.

Therefore, the cable (or hose) is protected even if the mobile machinery moves unintentionally (e.g. a quay side crane pushed by the wind).

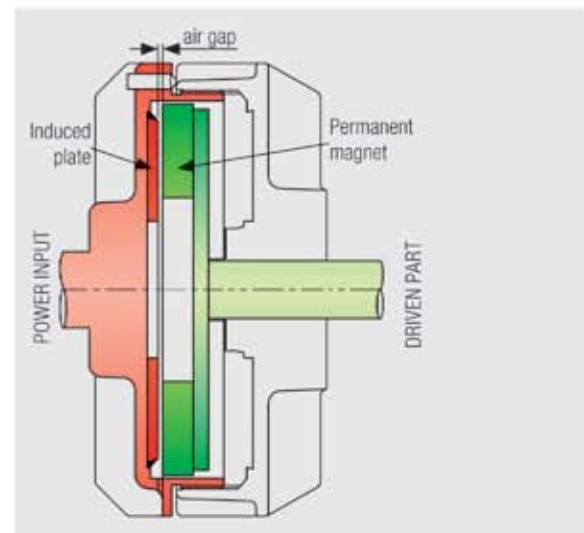


Settings

The amount of output torque generated by the coupler depends on the air gap between the induced plate and the permanent magnet. A smaller gap generates more torque, a larger gap generates less torque.

The air gap is factory pre-set for the application.

However, adjustments can be easily made on site in case the application changes (travel speed, change of cable or hose, and so forth).



Kinematic Chain

Main Gearbox

As the primary part of the reeling drum, the main gearbox carries the dynamic and static loads generated by the spool, the drive units and the slip ring assembly. Its specification is directly related to the size of the reel.

- The drive units are all mounted radial to the rotational axis of the spool.
- The main gearbox can accommodate from one up to seven magnetic couplers, depending on the model chosen.
- The slip ring assembly is normally located on the opposite side of the spool. It is easily accessible for connections and maintenance.



Secondary Gearbox - Additional Gearbox

The function of the secondary and additional gearbox is to match the output speed of the main gearbox to the speed of the mobile machinery and match the torque to what is required to wind the cable.

Conductix-Wampfler gearboxes are lubricated for 5-year life or 15,000 operating hours.



Magnetic Coupler Drive Unit

This sub-assembly is composed of a magnetic coupler, an electric motor, and a free wheel (also called the "backstop bearing").

- The motor turns at nameplate speed irrespective of the mobile travel speed.
- The coupler is driven at a constant speed.
- Three motor sizes are available depending on the type of coupler:
0.37 kW - 0.75 kW - 1.5 kW (@ 1,500 rpm)
- The most commonly used motor is the AC - 3 phase, IP 55, insulation class F, complying with the international standards such as IEC or NEMA.
- Other types of motors are available on request : voltage, cycles, protection degree, pneumatic or hydraulic motor ...



Free Wheel

The free wheel ("backstop bearing"), prevents the cable/hose from unwinding due to its own weight when the drive motor is switched off. However, it is possible to intentionally unwind the cable/hose by applying a pull stronger than the magnetic coupler torque.

This component acts as a safety brake.



Spools & Drums



Semi Wide ("Bulk Wrap") Spools

This type of spool is particularly suited to short or medium lengths of cable (or hose).

During winding, the cable naturally spreads around the drum without any guiding assistance system.



Mono Spiral Spools

The largest sizes of this spool range can accommodate up to 700 meter long cable.

The cable is wound neatly as a spiral, with or without assistance of a guiding device, at a speed over 200 m/min.

This type of spool wraps the cable in a consistent plane, which avoids twisting and increases maximum cable life. The cable is exposed to the air, which cools the cable and reduces the need to de-rate current carrying capacity.



3-2-3 Spools

This is a combination of mono spiral and semi wide spools, where the cable is stacked in layers, each three cable diameters wide.

The 3-2-3 spool is generally used when space available for the spool is limited.



Level Wind Spool

This range of spool has been designed to accommodate very long cable (in excess of 500 meters).

The cable is wound in 2 or 3 layers on a cylindrical drum.

The layering of cable is accomplished with a guide system driven by the reel drum.

Special Spools

By request, Conductix-Wampfler can build double mono spiral spools, plain mono spiral spools, spools with different materials such as stainless steel, special protection and/or dimensions, reinforced construction for harsh applications ...

Rotary Junctions

Slip Ring Assemblies

Conductix-Wampfler has several decades of experience designing and manufacturing of slip ring assemblies. Complying with the IEC, UL, NEMA and VDE international standard among others, Conductix-Wampfler slip ring assemblies are designed for the following applications:

Power

- Low Voltage up to 690 V and 1 250 A
- High Voltage up to 24 kV and 500 A
- 100% duty

Control

- Low Voltage up to 500 V and 24 A
- Suitable for data transmission (control, measurement), computer, audio-video and telecom equipment.
- 100% duty

Mixed

- Mixed power / control slip ring assemblies
- Rings of same or different diameters.

Rotary Joint

For fluid transfer (such as water, air ...), the motorized reel can be equipped with a single or multiple rotary joint.

- Available diameters:
3/8" - 1/2" - 3/4" - 1" - 1 1/4" - 1 1/2" - 2" - 2 1/2" - 3"
- The rotary joints have a standard Kanigen treatment.

Fibre Optic Transmitter

Conductix-Wampfler was one of the first cable reel manufacturers to develop a continuous fibre optic transmitter to meet the requirements of industry.

Fibre optic cables are ideal for transmitting large amounts of information over long distances.

The transmitter is used when the reeling cable contains fibre optic conductors. This method is superior to fibre optic swivels that can degrade the signal.

- Attenuation: less than 1 dB.
- Available in 50 or 120 turns with 6, 12, 18 or 24 fibres.
- Single or multimodal fibres.





1

Accessories

Conductix-Wampfler offers a complete range of reel accessories.

The list below is not exhaustive, please contact us for more details.



2



4

1. One-way or two-way cable guides with optional slack cable, over pull, and position detection.
2. Cable entries and anchor drums.
3. Connection boxes for power, control, and optic fiber - Connection accessories.
4. End limit switches.
5. Guiding and diverting devices.
6. Cable sleeves with shock absorber springs.
7. Heat resistances for slip ring housing.



3



5



6



7



Trench Guard® Cable Protection System

The system includes:

- Galvanized steel or stainless steel pre-manufacturing trench channel.
- Reinforced flexible rubber belt.
- Stainless steel mounting hardware.
- Belt lifting rollers mounted on the cable guide.

Port of **Pusan** - South Korea

MAG DRIVE reels are used to supply power and control to:

- quay side container cranes at a speed of 45 m/min.
- 100% automated container cranes at a speed of 150 m/min.



Port of **Sept-Îles** - Canada

Iron Ore Stacker Reclaimer

Cable reel with a level wind spool and 3 magnetic couplers suitable for use with low temperature down to -40°C .



Port of **Kaohsiung** - Taiwan

General view of quay side cranes equipped with MAG DRIVE reels.





Port of Sines - Portugal

Ore Stacker Reclaimer

Power: reel BNA36.1C55.M1644X to retrieve 280 meters of $3 \times 25 \text{ mm}^2 + 25 \text{ mm}^2 + 1$ shielded pair cable - 3.6/6 kV.

Control: reel BNA40.1C55.M1642 to retrieve 280 meters of $16 \times 2.5 \text{ mm}^2 + 3$ pairs $2.5 \text{ mm}^2 + 6$ optic fibers combination cable.



Port of Singapore

- A series of quay side container cranes equipped with MAG DRIVE reels and cable guiding devices.

- Quay side container cranes made by HYUNDAI - SAMHO equipped with MAG DRIVE cable reels.

Cable: 470 metres of $3 \times 70 \text{ mm}^2 + 2 \times 35 \text{ mm}^2 + 6$ optic fibres combination cable.

Reel: BNA59.3C55.M2763X-VS.



Misc. applications - U.S.A.

BNA 50 with a 3-parted monospiral spool to feed an ore barge unloader (below).

MAG DRIVE reel and a complete set of guiding accessories to transfer electrical power to a ship unloader (right)



Misc. applications - Chile

Dual spool cable reel Conductix-Wampfler to supply power to a transfer car in a hot and dusty environment.



Iron stacker reclaimer - Taiwan

Iron stacker reclaimer equipped with cable and hose monospiral spool reels from the MAG DRIVE range.



Ore bucket wheel - France

The Conductix-Wampfler experience in the field of level wind reels and heavy mining machines began in the early 50's in French mines and steel plants.

Due to heavy duty, vibrations, and hard environment, our reels are made according to a strong and reliable design.



Misc. applications - U.S.A.

The Modular Design of the MAG DRIVE range allows Conductix-Wampfler to offer solutions matching any kind of industry specifications in terms of dimension, atmosphere, duty, etc.



Gold mine - Chile

Dual spool reel CONDUCTIX-WAMPFLER working under a large amount of dust.



Tunneling machine - France

Since many years Conductix-Wampfler is experienced with tunneling machine applications that can use either cable reels or hose reels.



Misc. applications - Europe

Several cable reels of the MAG DRIVE range that supply power and control to coal handling equipment in Europe.





Borate Stack Rake - U.S.A.

Several cable / hose reels equipped with different types of spool working in a very dusty atmosphere.



Nickel mine - New Caledonia

Bucket wheel in a nickel opencast mine.

Cable retrieved by a level wind reel through a two-way cable guide.



Quarries - Kazakhstan

Level wind reel BNA59.3C33.TR3140 equipped with a swiveling cable guide to supply power to an excavator for quarries that moves in all directions.

Cable: 1 000 metres of 3×185 + 3×95/3E - 6 kV.
Speed: 10 m/min.

Waste water treatment facility - Italy

A series of reels BNA13.1VN0.SL5 (semi wide spool) used to retrieve cables Conductix-Wampfler TSP - 20G2.5 mm².



Refuse crane - France

MAG DRIVE bulk wrap reel used to lift the power cable of a grabber.



Power station - Germany

Motor driven reel BNA25.1Wo.2M922.4TP080 (dual spool) installed on a grabber crane. Cable: 4x16mm² + 2x(4x1.5mm²) shielded - 0.6/1 kV.



Cement plant - Chile

A pair of monospiral reels in action which energize and control a reclaimer in a cement plant.



Timber industry - U.S.A.

Motor driven reel MAG DRIVE to feed a transfer car that takes lumber in and out of a drying kiln.



Concrete plant - Germany

Monospiral reel to supply power to a surfacing machine in a pre-manufactured concrete block plant.



www.conductix.com

Conductix-Wampfler

DELACHAUX S.A.
30 avenue Brillat Savarin
B.P. 39
01300 Belley
France

tél. +33 (0)4 79 42 50 00
fax +33 (0)4 79 42 50 05

www.conductix.com